



# U.S. Chamber Federal Update and Outlook

*WCCE Conference*

*August 14, 2025*



U.S. Chamber of Commerce



# Regional Offices

The U.S. Chamber of Commerce operates seven field offices throughout the continental United States.

## Get to Know and Use your U.S. Chamber NW Region Gov't Affairs Team

### Northwestern Region – AK, ID, MT, OR, WA, & WY

**Chris Eyler, VP**

[CEyler@uschamber.com](mailto:CEyler@uschamber.com)

206-305-0576

**Katelyn Pay, Manager**

[KPay@uschamber.com](mailto:KPay@uschamber.com)

208-970-6232



# Regional Offices

The U.S. Chamber of Commerce operates seven field offices throughout the continental United States.

## How we can help


- **Briefings**
- **DC Fly-Ins**
- **Coalition Letters**
- **Congressional Events**

## IOM 2026

- **Winter – Jan. 4<sup>th</sup> – 8<sup>th</sup>**
- **Midwest – May 31<sup>st</sup> – June 4<sup>th</sup>**
- **Southeast – June 28<sup>th</sup> – July 2<sup>nd</sup>**
- **Northeast – July 26<sup>th</sup> – 30<sup>th</sup>**



U.S. Chamber of Commerce  
Institute for Organization  
Management



<https://www.uschamber.com/program/institute-for-organization-management>

Customers:

# 5 Examples of Companies Using Threads to Market Their Business

Threads is here to stay. Here are some companies using Threads effectively to help you find inspiration for your own channel.

[www.uschamber.com/co/](http://www.uschamber.com/co/)



Topics / Chambers of Commerce /

# Fly-In Fundamentals

Explore and learn: Everything you need to know before planning your trip to D.C.



- [Why Plan a Fly-in to DC](#)
- [Expert Tips](#)
- [Scheduling Tours and Meetings](#)
- [Key Materials](#)
- [Venue, Hotel, and Restaurant Recommendations](#)

[www.uschamber.com/chambers-of-commerce/fly-in-fundamentals](http://www.uschamber.com/chambers-of-commerce/fly-in-fundamentals)



U.S. Chamber of Commerce

# Tax Bill Delivers Permanent Relief for Small Businesses

The One Big Beautiful Bill Act includes a range of permanent, pro-growth tax reforms designed to boost American small businesses.

## Pro-Growth Tax Wins

- Lower Individual Income Tax Rates – Permanent
- Higher Standard Deduction – Permanent
- 20% Pass-Through Deduction – Permanent
- R&D Deduction – Permanent
- EBITDA Interest Deductibility – Permanent
- 100% Bonus Depreciation – Permanent
- Maintains 2017 Corporate Rate Reduction



U.S. Chamber of Commerce

# Tax Bill Delivers Permanent Relief for Small Businesses

The One Big Beautiful Bill Act includes a range of permanent, pro-growth tax reforms designed to boost American small businesses.

## WA Small Businesses Will Benefit

- **50%** of private-sector for-profit employment in WA is from pass-through entities.
- **27%** of all private-sector for-profit jobs at large employers in WA are with large pass-through businesses (100+ employees).
- **677,530** taxpayers in Washington claimed the 20%.
- **\$5,481,851,000** collective tax benefit in Washington in 2020.

# 2025 CONGRESSIONAL CALENDAR



Both chambers in session
  Senate only in session
  House only in session

## July

Sun.	Mon.	Tues.	Wed.	Thurs.	Fri.	Sat.
		1	2	3	4	5
6	7	8	9	10	11	12
13	14	15	16	17	18	19
20	21	22	23	24	25	26
27	28	29	30	31		

## August

Sun.	Mon.	Tues.	Wed.	Thurs.	Fri.	Sat.
					1	2
3	4	5	6	7	8	9
10	11	12	13	14	15	16
17	18	19	20	21	22	23
24	25	26	27	28	29	30
31						

## September

Sun.	Mon.	Tues.	Wed.	Thurs.	Fri.	Sat.
	1 Labor Day	2	3	4	5	6
7	8	9	10	11	12	13
14	15	16	17	18	19	20
21	22 Rosh Hashana (begins)	23	24 Rosh Hashana (ends)	25	26	27
28	29	30				

## October

Sun.	Mon.	Tues.	Wed.	Thurs.	Fri.	Sat.
			1 Yom Kippur (begins)	2 Yom Kippur (ends)	3	4
5	6	7	8	9	10	11
12	13 Columbus Day	14	15	16	17	18
19	20	21	22	23	24	25
26	27	28	29	30	31	

## November

Sun.	Mon.	Tues.	Wed.	Thurs.	Fri.	Sat.
						1
2	3	4	5	6	7	8
9	10	11 Veterans Day	12	13	14	15
16	17	18	19	20	21	22
23	24	25	26	27 Thanksgiving Day	28	29
30						

## December

Sun.	Mon.	Tues.	Wed.	Thurs.	Fri.	Sat.
	1	2	3	4	5	6
7	8	9	10	11	12	13
14 Hanukkah (begins)	15	16	17	18	19	20
21	22 Hanukkah (ends)	23	24	25 Christmas Day	26	27
28	29	30	31			

Sources: Offices of House Majority Leader Steve Scalise and Senate Majority Leader John Thune



# Trade Means Growth for Washington

Top Markets for Washington Exports, 2023 (millions of dollars)

Country	Goods	Services	Total
Canada	\$8,583	\$2,181	\$10,764
Ireland	\$1,978	\$5,374	\$7,352
China	\$4,068	\$1,442	\$5,510
Japan	\$3,368	\$1,994	\$5,361
Mexico	\$3,547	\$1,159	\$4,706
Other	\$28,614	\$20,258	\$48,872

**930,000**

**Washington Jobs Supported by Trade**

---

**\$83 Billion**

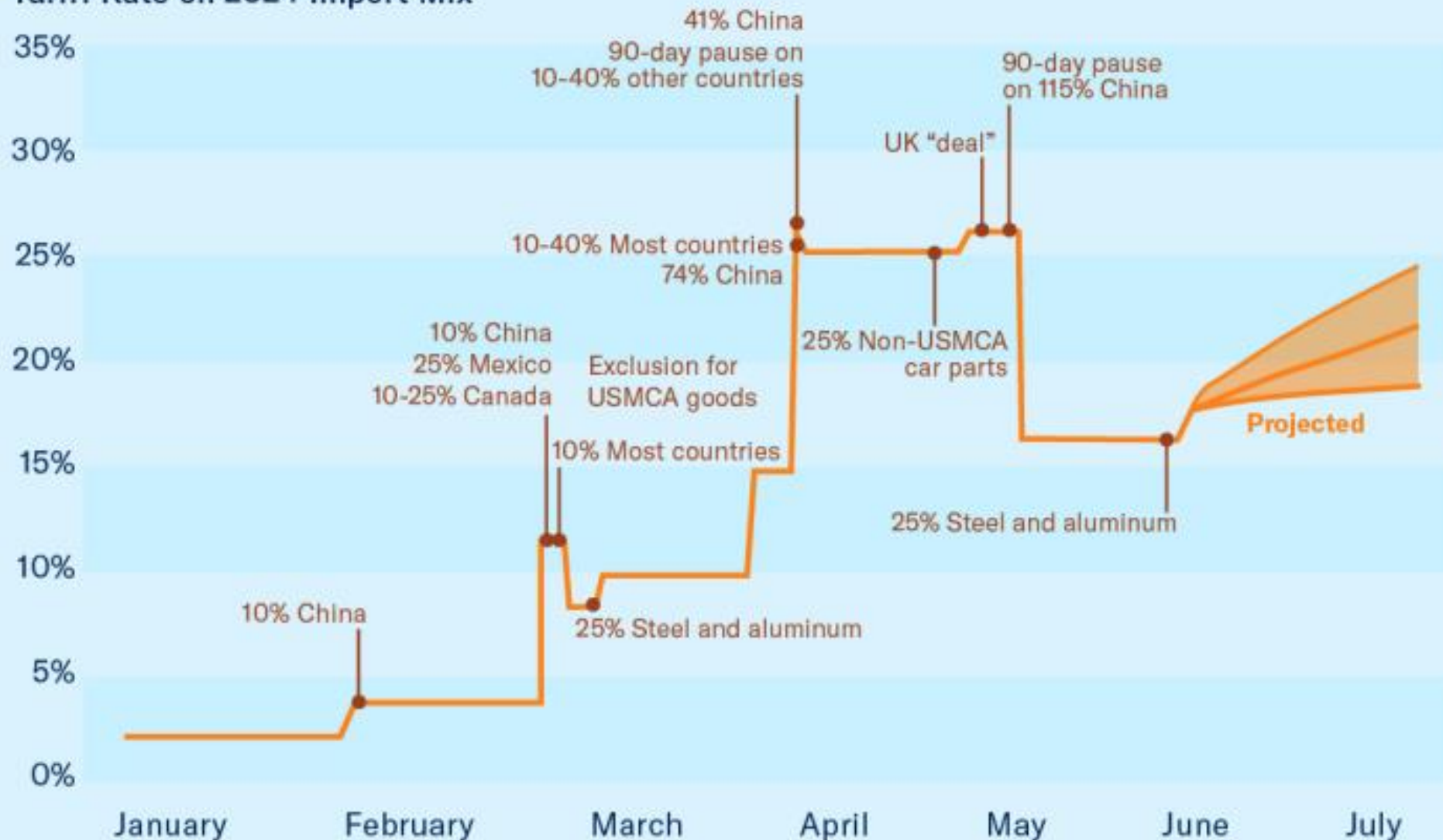
**Washington Goods and Services Exports**

---

**12,819 WA Businesses Import \$53.97 Billion in Goods**

# Trump's Second Term Tariffs, 2025

Tariff Rate on 2024 Import Mix



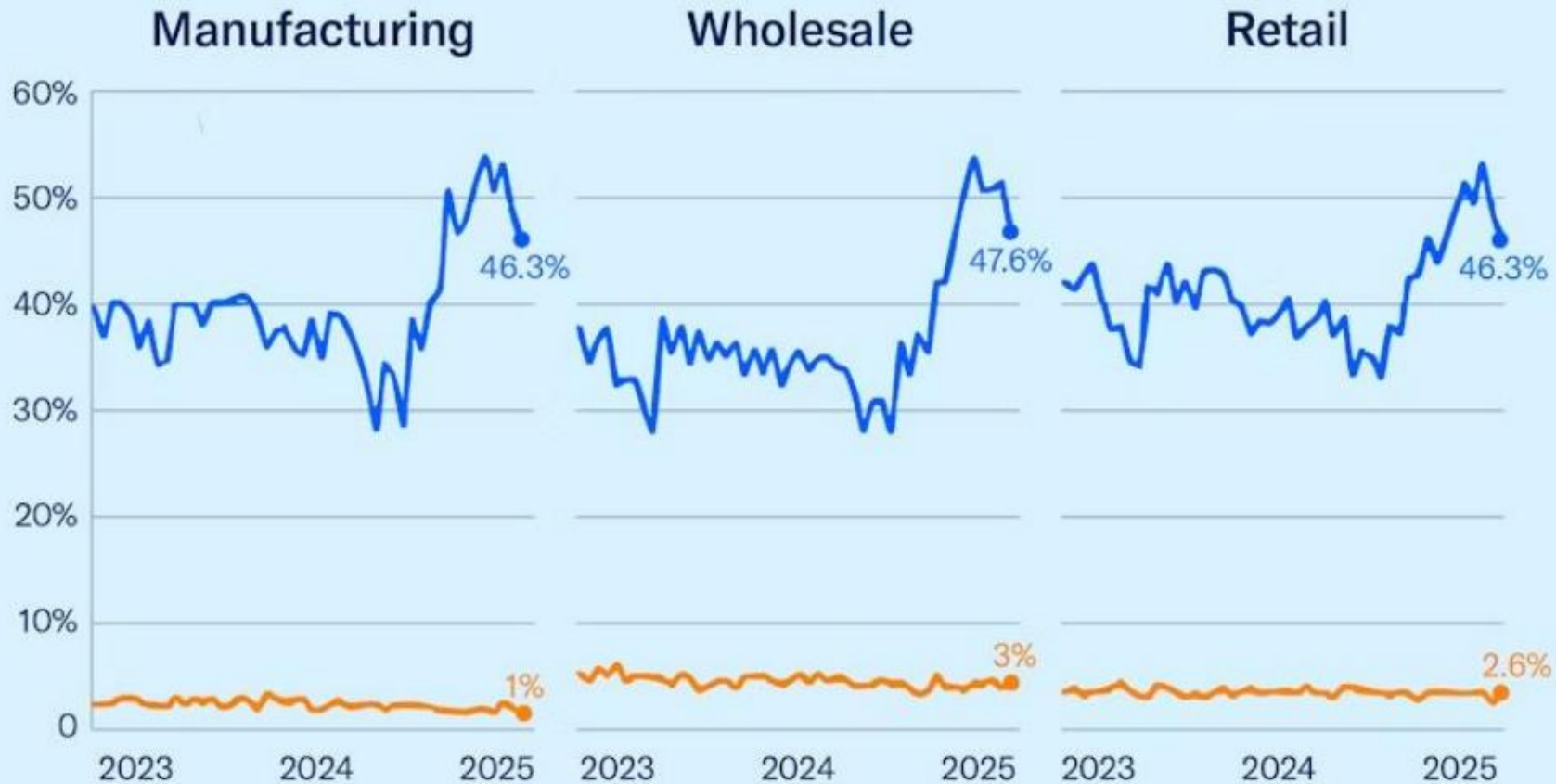
Sources: Joseph Politano, May 2025 and U.S. Chamber of Commerce Analysis

# How did the prices this business pays for goods or services change?

Survey results from September 24, 2023 to July 13, 2025

— Increased — Decreased


Source: U.S. Chamber Analysis, U.S. Census Bureau Data



# August 7 “Reciprocal” Tariffs (65 countries)

	Apr. 9	Aug. 7		Apr. 9	Aug. 7		Apr. 9	Aug.7
Afghanistan	10%	15%	Indonesia	32%	19%	Norway	15%	15%
Algeria	30%	30%	Iraq	39%	35%	Pakistan	29%	19%
Angola	32%	15%	Israel	17%	15%	Philippines	17%	19%
Bangladesh	37%	20%	Japan	24%	15%	Serbia	37%	35%
Bolivia	10%	15%	Jordan	20%	15%	South Africa	30%	30%
Bosnia & Herzegovina	35%	30%	Kazakhstan	27%	25%	South Korea	25%	15%
Botswana	37%	15%	Laos	48%	40%	Sri Lanka	44%	20%
Brazil (Aug. 6)	10%	50%	Lesotho	50%	15%	Switzerland	31%	39%
Brunei	24%	25%	Libya	31%	30%	Syria	41%	41%
Cambodia	49%	19%	Liechtenstein	37%	15%	Taiwan	32%	20%
Cameroon	11%	15%	Madagascar	47%	15%	Thailand	36%	19%
Chad	13%	15%	Malawi	17%	15%	Trinidad and Tobago	10%	15%
Côte d'Ivoire	21%	15%	Malaysia	24%	19%	Tunisia	28%	25%
DRC	11%	15%	Mauritius	40%	15%	Türkiye	10%	15%
Ecuador	10%	15%	Moldova	31%	25%	Uganda	10%	15%
Equatorial Guinea	13%	15%	Mozambique	16%	15%	United Kingdom	10%	10%
European Union	20%	15%	Myanmar (Burma)	44%	40%	Vanuatu	22%	15%
Falkland Islands	41%	10%	Namibia	21%	15%	Venezuela	15%	15%
Fiji	32%	15%	Nauru	30%	15%	Vietnam	46%	29%
Guyana	38%	15%	Nicaragua	18%	18%	Zambia	17%	15%
Iceland	10%	15%	Nigeria	14%	15%	Zimbabwe	18%	15%
India	26%	25%	North Macedonia	33%	15%			

# The Washington Post



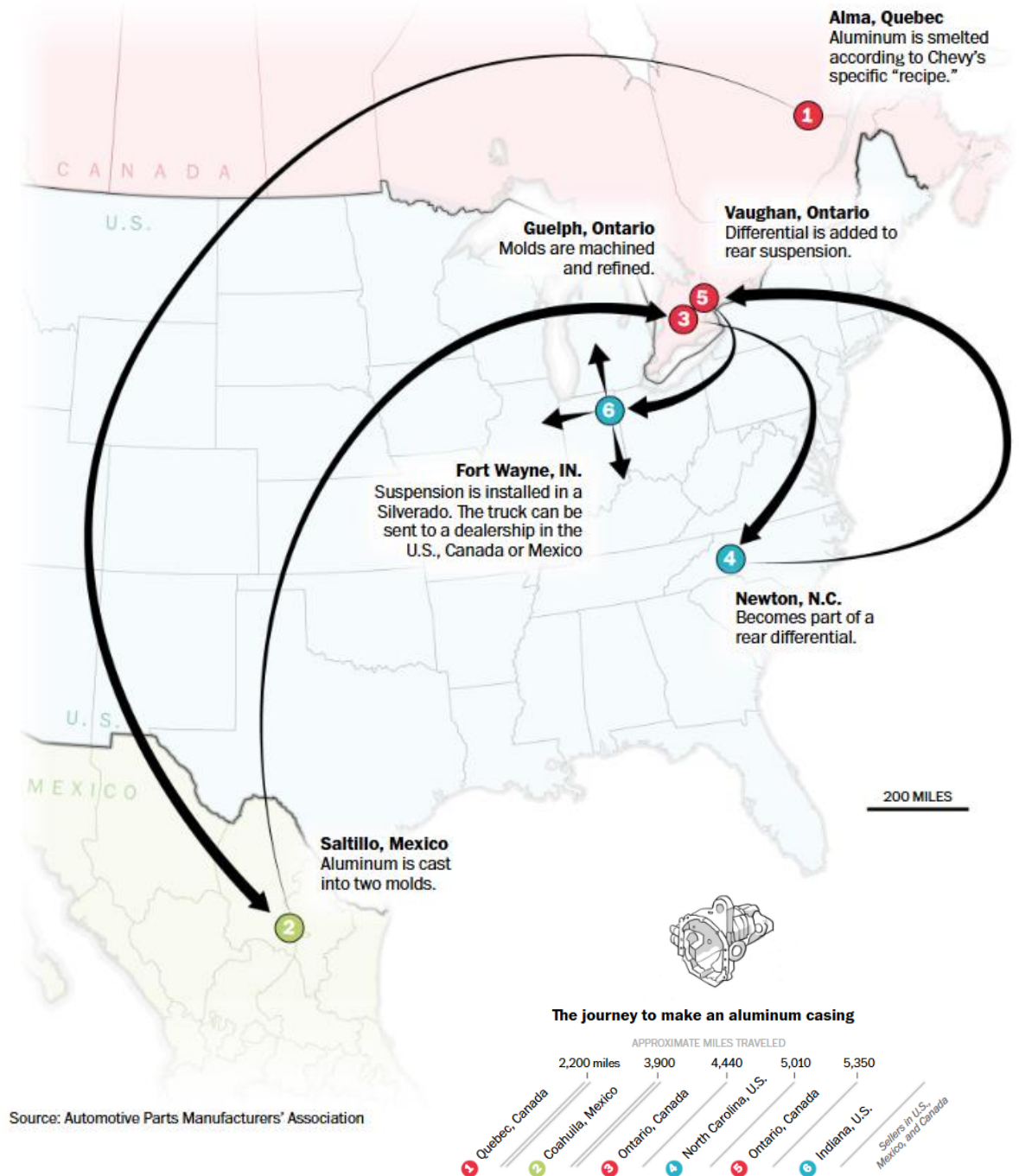
## How tariffs could upend the auto industry and add thousands to car prices

From raw metal to engines, components travel all over North America before they're put into cars.  
What happens if they're taxed at every stop?

Yesterday at 9:15 a.m. EST

By [Bonnie Berkowitz](#), [Dylan Moriarty](#) and [Luis Melgar](#)

<https://www.washingtonpost.com/business/2025/03/02/tariffs-auto-industry-car-parts-cost/>



Topics / Technology /

# Artificial Intelligence



Major Initiatives /

## Permit America to Build

Bolstering America's strength and competitiveness by modernizing the permitting process necessary to build critical infrastructure.



Topics /

## Infrastructure



U.S. Chamber of Commerce



# 119<sup>th</sup> Congress

## U.S. Senate

53 R – 47 D

## U.S. House

219 R – 212 D

*\* 4 Vacancies*

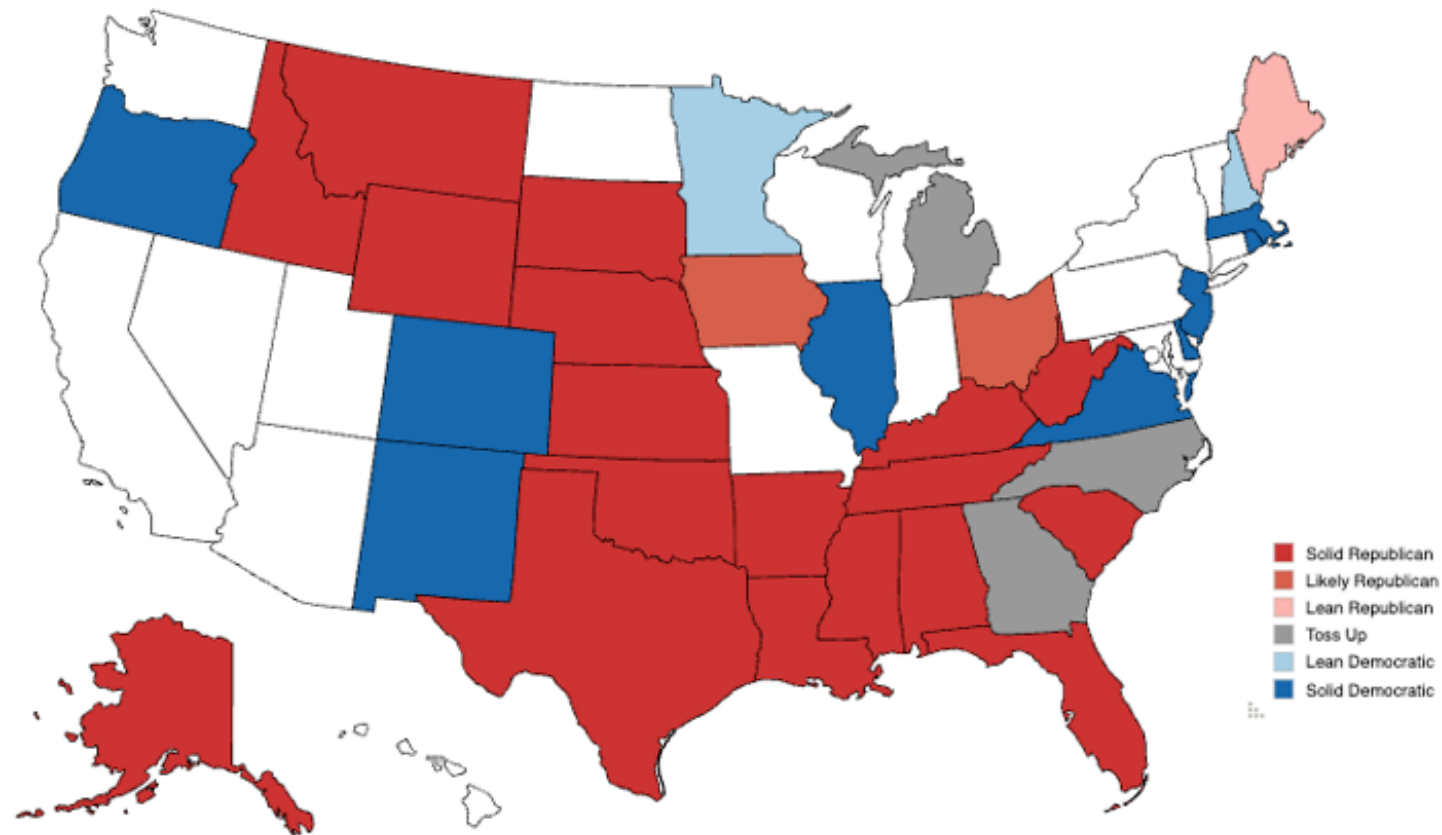


# U.S. Senate

20 Republican held seats  
(3 Open Seats: AL, KY, NC)

13 Democratic held seats  
(4 Open Seats: MI, MN, NH, and IL)

## 2026 Senate Map Cook Ratings



# U.S. House

## Retirements or Running for Other Seats

**2026:** *17 retiring or running for another office*

*2024: 67 Left or Lost*

*2022: 71 Left or Lost*

*2020: 57 Left or Lost*

*2018: 86 Left or Lost*

In 2024, 39 races decided by five-points or less; 30 decided between 5.1-10%

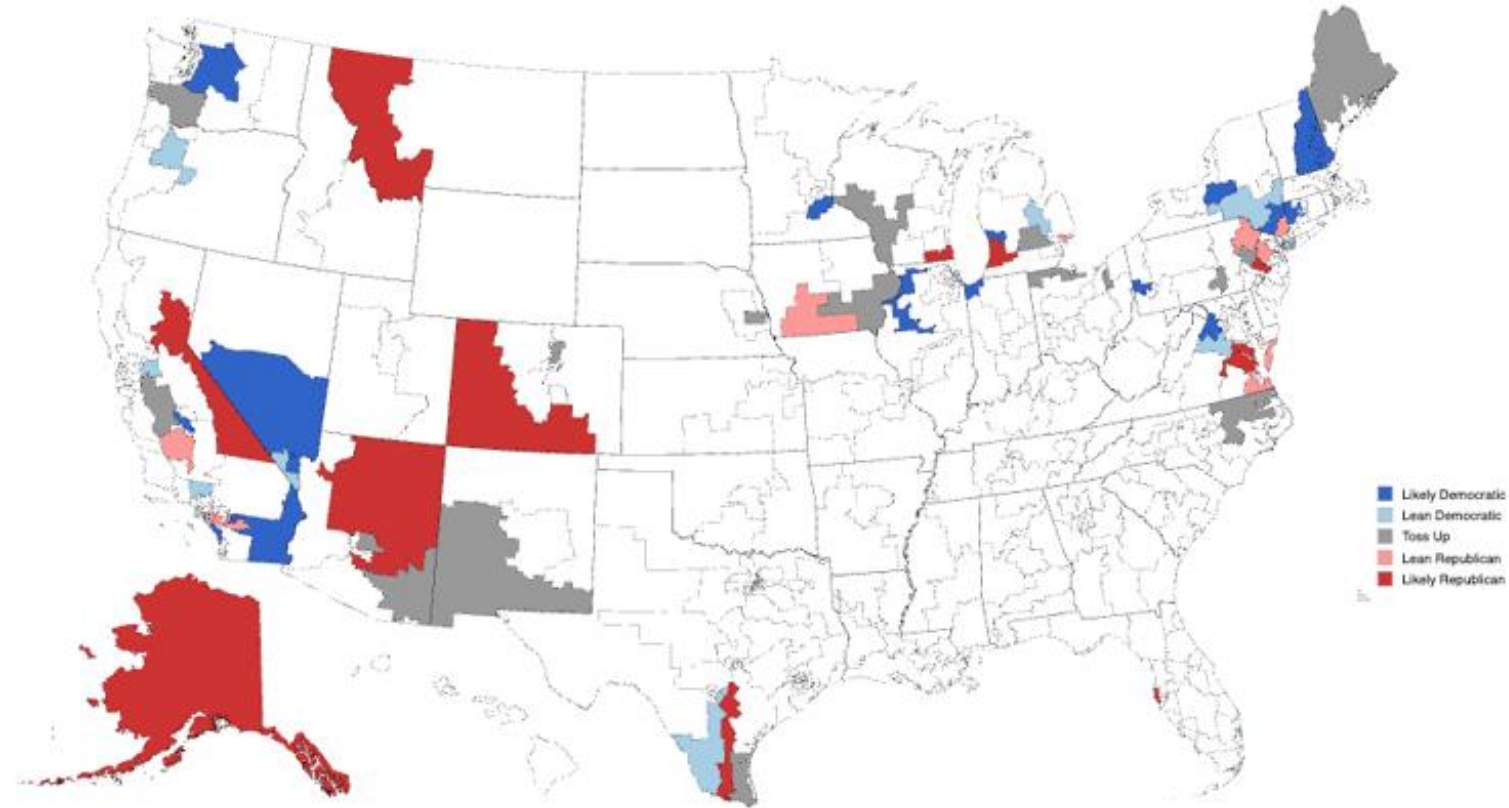
14 Dem/Trump and three GOP/Harris districts

19 Toss Up seats to start the 2026 cycle (10 Dem and 9 GOP)



U.S. Chamber of Commerce  
Political Affairs and  
Issue Advocacy

## Toss Up/ Lean/ Likely House Districts



Source: Cook Political Report

# Economic Issues Remain Top Concern

Which of these is most important to you?

The Economist/YouGov Poll: June 20 - 23, 2025

- Inflation/prices and jobs/economy account for a third (34%) of all Americans' top concerns.
- Democrats' top issues are inflation/prices (19%), civil rights (15%), civil liberties (12%), climate change/environment (11%), and health care (10%).
- Top issues among Independents are inflation/prices (22%), jobs/ economy (18%), and taxes/gov't spending (10%), .
- Republicans' top issues are immigration (20%), inflation/prices (19%), jobs/ economy (16%), national security (13%), and taxes/gov't spending (11%).

	TOTAL	Democrats	Independents	Republicans
Inflation/prices	20%	19%	22%	19%
Jobs and the economy	14%	9%	18%	16%
Immigration	10%	5%	6%	20%
Taxes	9%	6%	10%	11%
Civil Rights	8%	15%	9%	2%
Health care	8%	10%	8%	5%
National Security	7%	2%	7%	13%
Climate and the environment	6%	11%	6%	2%
Civil liberties	5%	12%	4%	0%
Abortion	2%	3%	1%	4%
Guns	2%	3%	1%	3%
Education	2%	3%	3%	1%
Crime	2%	1%	1%	4%
Foreign policy	2%	1%	4%	0%
Criminal justice reform	1%	1%	1%	0%

# THANK YOU!

**Chris Eyler, Vice President, Northwest Region**

[ceyler@uschamber.com](mailto:ceyler@uschamber.com)

206-305-0576

**Katelyn Pay, Manager**

[kpayer@uschamer.com](mailto:kpayer@uschamer.com)

208-970-6232



U.S. Chamber of Commerce

